

CORAL

SELF PRIMING IRRIGATION PUMP

POWERED by
HONDA




FEATURES

Pump side is made by precision mould aluminum,
Durable cast-iron volute, semi-open cast-iron impeller,
Mechanical (carbonic-ceramic) seal.
Close coupled Engine : HONDA GX and G series



APPLICATIONS

Pumps are suitable for general purpose pumping,
Irrigation, Agricultural application, Water transfer over
long distances, Cleaning and Others.


SCR-40H





SCR-50HX



SCR-80HX



SCR-100HX



SPECIFICATIONS

Model	SCR-40H	SCR-50HX	SCR-80HX	SCR-100HX
Inlet×Outlet	40×40mm (1.5"×1.5")	50×50mm (2"×2")	80×80mm (3"×3")	100×100mm (4"×4")
Max. Total Head	33m (110ft)		32m (106ft)	28m (93ft)
Suction Head	8.0m (26.7ft)			
Max. Capacity	220ℓ (58usg) /min	520ℓ (137usg) /min	1000ℓ (264usg) /min	1800ℓ (476usg) /min
Standard Capacity	15m-125ℓ (49ft-33usg) /min	20m-350ℓ (65ft-92usg) /min	20m-400ℓ (65ft-106usg) /min	15m-800ℓ (50ft-212usg) /min
Engine Model	HONDA G-100	HONDA GX-120	HONDA GX-160	HONDA GX-240
Displacement	97cm ³	118cm ³	163cm ³	242cm ³
Fuel Tank Capacity	1.4ℓ	2.6ℓ	3.8ℓ	6.4ℓ
Max. Output	1.9kW (2.5HP)	3.0kW (4.0HP)	4.1kW (5.5HP)	6.0kW (8.0HP)
Dry Weight	18.0kg	23.5kg	30.0kg	50.0kg
Packing Measurement (L×W×H) mm	417×325×420 490units/20ft con	485×380×380 432units/20ft con	550×390×450 300units/20ft con	650×465×615 135units/20ft con

NOTE: Specifications and design features shown are subject to change without notice.

PERFORMANCE CURVES

